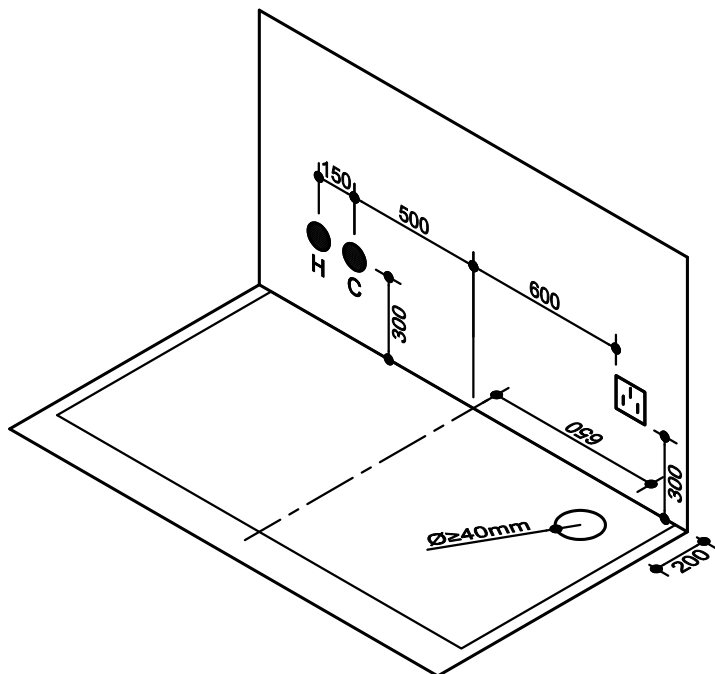






FC-239.B
1700×900×750

Hydropower Diagram



-  16A/10A OUTLET
-  H 1/2" hot water valve
-  C 1/2" cold water valve
-  $\geq \Phi 40\text{mm}$ floor drain

Notes:

Thermostatic function: 16A outlet, 4.0MM² X Single-phase three-wire (BV Wire),
Other fuction: 10A outlet, 2.5MM² X Single-phase three-wire (BV Wire)。

Product Drawing

FC-239.B
1700×900×750

